

A4 FEM1.001

H = Height under hook
Altezza sotto gancio
Hauteur sous crochet
Altura bajo el gancho
Высота под крюком

MRT 294

TOWER CONFIGURATION - REACTIONS

CONFIGURAZIONE TORRE - REAZIONI / CONFIGURATION TOUR - RÉACTIONS / TORRE DE CONFIGURACIÓN - REACCIONES / КОНФИГУРАЦИЯ БАШНИ - РЕАКЦИИ

2,1 m L = 6,0 m - B

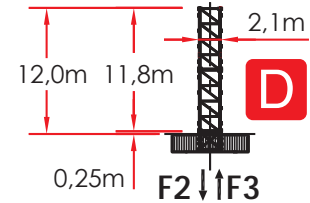
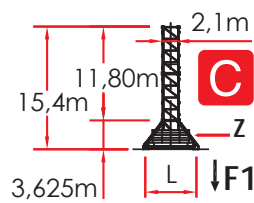
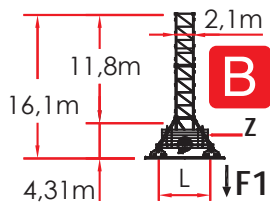
	*H (m)	Z (t)	F1(kN)
8	-	-	-
7	5,9 m	57,6	83,54
6	5,9 m	51,7	83,54
5	5,9 m	45,8	77,08
4	5,9 m	39,9	70,62
3	5,9 m	34,0	70,62
+2	5,9 m	28,1	70,62

2,1 m L = 6,0 m - C

	*H (m)	Z (t)	F1(kN)
8	-	-	-
7	5,9 m	56,7	83,54
6	5,9 m	50,8	83,54
5	5,9 m	44,9	77,08
4	5,9 m	39,0	70,62
3	5,9 m	33,1	70,62
+2	5,9 m	27,2	70,62

2,1 m - D

	*H (m)	F2(kN)	F3(kN)
8	-	-	-
7	5,9 m	53,7	1533
6	5,9 m	47,8	1222
5	5,9 m	41,9	1138
4	5,9 m	36,0	1071
3	5,9 m	30,1	995
+2	5,9 m	24,2	915



N.B.

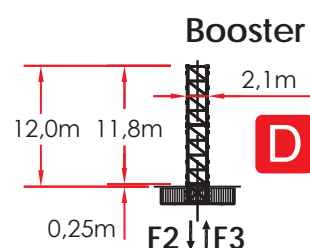
*H = Telaio di raccordo a spinta incluso
Climbing cage connection frame including
Elément de telescopage compris
Bastidor de enlace de empuje incluido
Включая boost подгонки фрейма

2,1 m L - Booster

	*H (m)	F2(kN)	F3(kN)
9	5,9 m	65,5	2352
8	5,9 m	-	-
7	5,9 m	-	-
6	5,9 m	-	-
5	5,9 m	-	-
4	5,9 m	-	-
3	5,9 m	-	-
+2	5,9 m	-	-



Comply with the specified ballast / Attenersi alla zavorra indicata / S'en tenir au lest indiqué / Respetar el peso de lastre indicado / Соблюдать указанный балласт








LOAD DIAGRAMS 14.0 T / 7.0 T

DIAGRAMMA DI PORTATA / DIAGRAMME DE CHARGE UTILE / CURVAS DE CARGA /
ДИАГРАММА ГРУЗОПОДЪЕМНОСТИ

14.000 Kg / 7.000 Kg

JIB	24.0	30.0	36.0	40.0	46.0	50.0	56.0	60.0	66.0	70.0	76.0
2,8 ▶	24.0	30.0	25.9	25.8	25.6	25.3	24.7	24.2	22.4	20.4	18.0
15	14000	14000	14000	14000	14000	14000	14000	14000	14000	14000	14000
16	14000	14000	14000	14000	14000	14000	14000	14000	14000	14000	14000
18	14000	14000	14000	14000	14000	14000	14000	14000	14000	14000	14000
20	14000	14000	14000	14000	14000	14000	14000	14000	14000	14000	12430
22	14000	14000	14000	14000	14000	14000	14000	14000	14000	12863	11127
24	14000	14000	14000	14000	14000	14000	14000	14000	12919	11635	10051
26		13979	13967	13898	13744	13561	13186	12931	11786	10606	9148
28		12851	12840	12776	12634	12464	12117	11881	10822	9729	8380
30		11880	11869	11810	11677	11519	11196	10977	9991	8974	7718
32			11024	10969	10845	10697	10395	10190	9267	8316	7142
34			10282	10230	10114	9975	9691	9498	8632	7739	6910
36			9625	9576	9466	9936	9068	8886	8070	7228	6675
38				8993	8889	8766	8513	8340	7568	7050	6277
40				8470	8371	8254	8014	7851	7119	6853	5919
42					7904	7793	7565	7409	6916	6484	5597
44					7481	7374	7157	7009	6753	6151	5304
46					7095	6993	6786	6920	6422	5847	5038
48						6968	6747	6597	6119	5568	4794
50						6655	6443	6299	5841	5313	4571
52							6163	6025	5585	5078	4364
54							5905	5772	5349	4860	4174
56	*						5665	5537	5129	4659	3997
58								5319	4925	4471	3833
60								5115	4735	4296	3680
62									4557	4133	3537
64									4391	3980	3403
66									4235	3837	3278
68										3702	3159
70										3575	3048
72											2943
74											2844
76											2750

* LOAD DIAGRAM FOR SPECIFIC EXERCISE TO ONE TROLLEY / DIAGRAMMA DI PORTATA PER ESERCIZIO SPECIFICO DI 1 CARRELLO








ULTRALIFT _ALL INTERMEDIATE LOADS ARE DECREASED OF 10% IF THE CRANE IS NOT EQUIPPED WITH ULTRALIFT CONTROL / SENZA IL SISTEMA ULTRALIFT TUTTE LE PORTATE INTERMEDIE DIMINUISCONO IL CARICO DEL 10% / LES CHARGES INTERMEDIARES SONT DIMINUEES DE 10% SI LA GRUE N'EST PAS EQUIPE D'UN CONTROLE ULTRALIFT / SIN EL SISTEMA ULTRALIFT LOS MENSURAS INTERMEDIAS DISMINUIR EL CARICO DEL 10% / БЕЗ ULTRALIFT ПРОМЕЖУТОЧНОЙ УМЕНЬШАЕТСЯ НА 10% НАГРУЗКИ.

MRT 294

LOAD DIAGRAMS 16.0 T / 8.0 T

DIAGRAMMA DI PORTATA / DIAGRAMME DE CHARGE UTILE / CURVAS DE CARGA /
 ДИАГРАММА ГРУЗОПОДЪЕМНОСТИ

16.000 Kg / 8.000 Kg

JIB	24.0	30.0	36.0	40.0	46.0	50.0	56.0	60.0	66.0	70.0	76.0
2,8 ▶	24.0	30.0	22.7	22.6	22.4	22.0	21.3	20.9	19.3	17.5	15.4
15	16000	16000	16000	16000	16000	16000	16000	16000	16000	16000	16000
16	16000	16000	16000	16000	16000	16000	16000	16000	16000	16000	15308
18	16000	16000	16000	16000	16000	16000	16000	16000	16000	15455	13355
20	16000	16000	16000	16000	16000	16000	16000	16000	15408	13693	11815
22	16000	16000	16000	16000	16000	15974	15451	15112	13819	12269	10571
24	15150	15077	15764	14764	14764	14475	13997	13688	12508	11094	9544
26		13770	13721	13632	13482	13217	12778	12493	11408	10107	8662
28		12658	12613	12530	12392	12146	11739	11476	10472	9268	7948
30		11700	11658	11581	11452	11223	10845	10599	9665	8544	7774
32			10826	10755	10634	10420	10066	9837	8963	7915	7227
34			10096	10029	9916	9715	9382	9167	8346	7880	6746
36			9450	9387	9280	9090	8777	8574	7800	7390	6321
38				8814	8713	8534	8237	8045	7671	6953	5942
40				8300	8204	8034	7753	7842	7242	6560	5601
42					7745	7892	7762	7426	6854	6206	5294
44					7630	7492	7368	7048	6503	5886	5016
46					7260	7128	7010	6704	6184	5593	4763
48						6796	6682	6389	5891	5236	4531
50						6490	6381	6100	5622	5080	4318
52							6104	5834	5375	4854	4122
54							5848	5588	5146	4645	3940
56	*						5610	5360	4934	4451	3772
58								5148	4737	4271	3616
60								4950	4553	4103	3470
62									4382	3946	3334
64									4221	3800	3207
66									4070	3662	3087
68										3532	2975
70										3410	2869
72											2769
74											2674
76											2585

* LOAD DIAGRAM FOR SPECIFIC EXERCISE TO ONE TROLLEY / DIAGRAMMA DI PORTATA PER ESERCIZIO SPECIFICO DI 1 CARRELLO

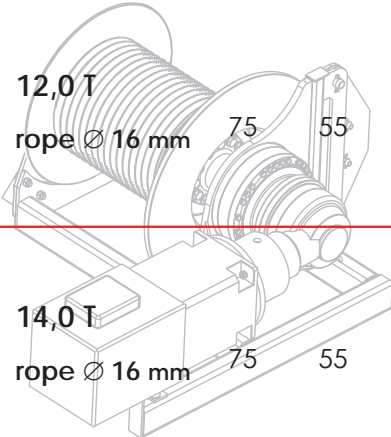
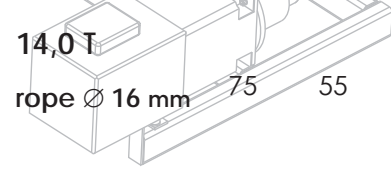
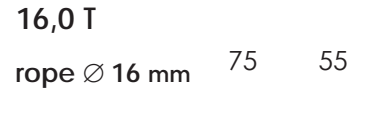

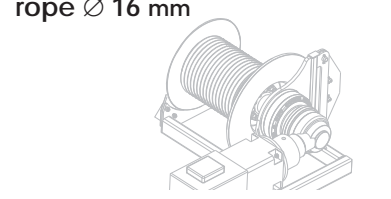
ULTRALIFT _ALL INTERMEDIATE LOADS ARE DECREASED OF 10% IF THE CRANE IS NOT EQUIPPED WITH ULTRALIFT CONTROL / SENZA IL SISTEMA ULTRALIFT TUTTE LE PORTATE INTERMEDIE DIMINUISCONO IL CARICO DEL 10% / LES CHARGES INTERMEDIAIRES SONT DIMINUEES DE 10% SI LA GRUE N'EST PAS EQUIPEE D'UN CONTROLE ULTRALIFT / SIN EL SISTEMA ULTRALIFT LOS MISAURA INTERMEDIOS DISMINUIR EL CARICO DEL 10% / БЕЗ ULTRALIFT ПРОМЕЖУТОЧНОЙ УМЕНЬШАЕТСЯ НА 10% НАГРУЗКИ.



HOISTING WINCH INVERTER - PERFORMANCES

MECCANISMI / MÉCANISMES / MECANISMOS / МЕХАНИЗМЫ

400 VOLT ± 5% - 50Hz _DIRECTIVE 14/12 - 2005/88/CE

HOISTING WINCH ARGANO	POWER POTENZA Ps-hp kW	ROPE FUNE m.	STEP MARCIA	LOAD CARICO Kg.	SPEED VELOCITÀ m/min.	LOAD CARICO Kg.	SPEED VELOCITÀ m/min.	
12,0 T rope Ø 16 mm 	75	55	300 500 LB	1	6000	8	12000	4
				2	6000	24	12000	12
				3	6000	40	12000	20
				4	3600	64	7200	32
				5	2500	80	5000	40
14,0 T rope Ø 16 mm 	75	55	300 500 LB	1	7000	8	14000	4
				2	7000	24	14000	12
				3	7000	40	14000	20
				4	3600	64	7200	32
				5	2500	80	5000	40
16,0 T rope Ø 16 mm 	75	55	300 500 LB	1	8000	8	16000	4
				2	8000	24	16000	12
				3	8000	40	16000	20
				4	4000	64	8000	32
				5	2500	80	5000	40
14,0 T rope Ø 16 mm 	100	73,5	700 LB	1	7000	8	14000	4
				2	7000	30	14000	15
				3	7000	52	14000	26
				4	3750	92	7500	46
				5	2500	136	5000	68
16,0 T rope Ø 16 mm 	100	73,5	700 LB	1	8000	8	16000	4
				2	8000	30	16000	15
				3	8000	52	16000	26
				4	4000	92	8000	46
				5	2500	136	5000	68

55 kW 73,5 kW

ABSORPTIONS / ASSORBIMENTI

62 kW 77 kW



SLEWING 0,26 / 0,48 / 0,7 min⁻¹ 4 X 4 kW

(*) SPEED AUTOMATICALLY CONTROLLED BY A CURRENT SENSOR / VELOCITÀ REGOLATA AUTOMATICAMENTE DA SENSORE DI CORRENTE / VITESSE RÉGLÉE AUTOMATIQUÉMENT PAR CAPTEUR DE COURANT / ACELERAR CONTROLADO AUTOMÁTICAMENTE POR UN SENSOR DE CORRIENTE / СКОРОСТЬ АВТОМАТИЧЕСКИ РЕГУЛИРУЕТСЯ ДАТЧИКОМ ТОКА



TROLLEY 13,0 / 37,0 / 59,0 / 74,0 (*) m/min 6,6 kW









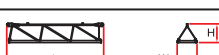











TRAVELLING 19 m/min 4 X 4 kW

MRT 294

PACKING LIST

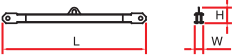
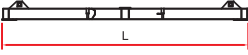


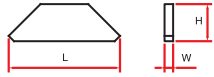
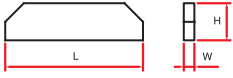
LISTA DEI COLLI / LISTE DE COLISAGE / LISTA DE CONTENIDO / ВЕС И ГАБАРИТНЫЕ РАЗМЕРЫ

DESCRIPTION DENOMINAZIONE	ITEM POS.	PIECES PEZZI	DRAWING DISEGNO	DIMENSIONS mm			WEIGHT kg	
				L	W	H	UNIT	TOTAL
JIB ELEMENT / ELEMENTO DI FRECCIA / ELÈMENT DE FLÈCHE / ELEMENTO DE FLECHA / элемент стрелка	1	n. 1		8,390	1,500	2,375	3365	-
		n. 2		6,109	1,500	2,301	1940	-
		n. 3		6,084	1,500	2,290	1664	-
		n. 4		6,135	1,500	2,290	1566	-
		n. 5		6,159	1,500	2,090	1300	-
		n. 6		6,109	1,500	2,090	1040	-
		n. 7		6,104	1,500	2,090	996	-
		n. 8		4,204	1,500	1,680	632	-
		n. 9		6,105	1,500	1,680	744	-
		n. 10		4,124	1,500	1,660	426	-
		n. 11		6,035	1,500	1,660	652	-
		n. 12		5,965	1,500	1,210	492	-
		n. 13		4,066	1,500	1,210	306	-
		n. 14		5,920	1,500	1,210	398	-
JIB POINT / PUNTALE FRECCIA / ELÈMENT POINTE / PUNTAL DE FLECHA / наконечник стрелка	1			0,900	1,530	1,385	98	-
EXTERNAL COUNTERJIB SECTION WITH HOISTING WINCH, ELECTRICAL BOX. TERMINAL ELEMENT* / ELEMENTO ESTERNO CONTROFRECCIA, ARGANO SOLL., QUADRO ELETR., PORTABLOCCHI* / CONTREFLÈCHE EXTÉRIEURE PORTE TREUIL DE LEVAGE, ARMOIRE ELECTRIQUE, ELÈMENT TERMINAL* / CONTRAFLECHA, CABRESTANTE DE ELEVACIÓN, CUADRO ELÉCTRICO / контрстрела лебедка, электрические, блокодержатель*	2	1		7,745	2,290	2,395	4700	-
	3	1		11,850	1,500	2,440	5400	-
SLEWING TABLE / GRUPPO GIREVOLE / TABLE TOURNANTE / GRUPO GIRATORIO / вращения	4	1		3,610	2,255	2,300	900	-

MRT 294

PACKING LIST

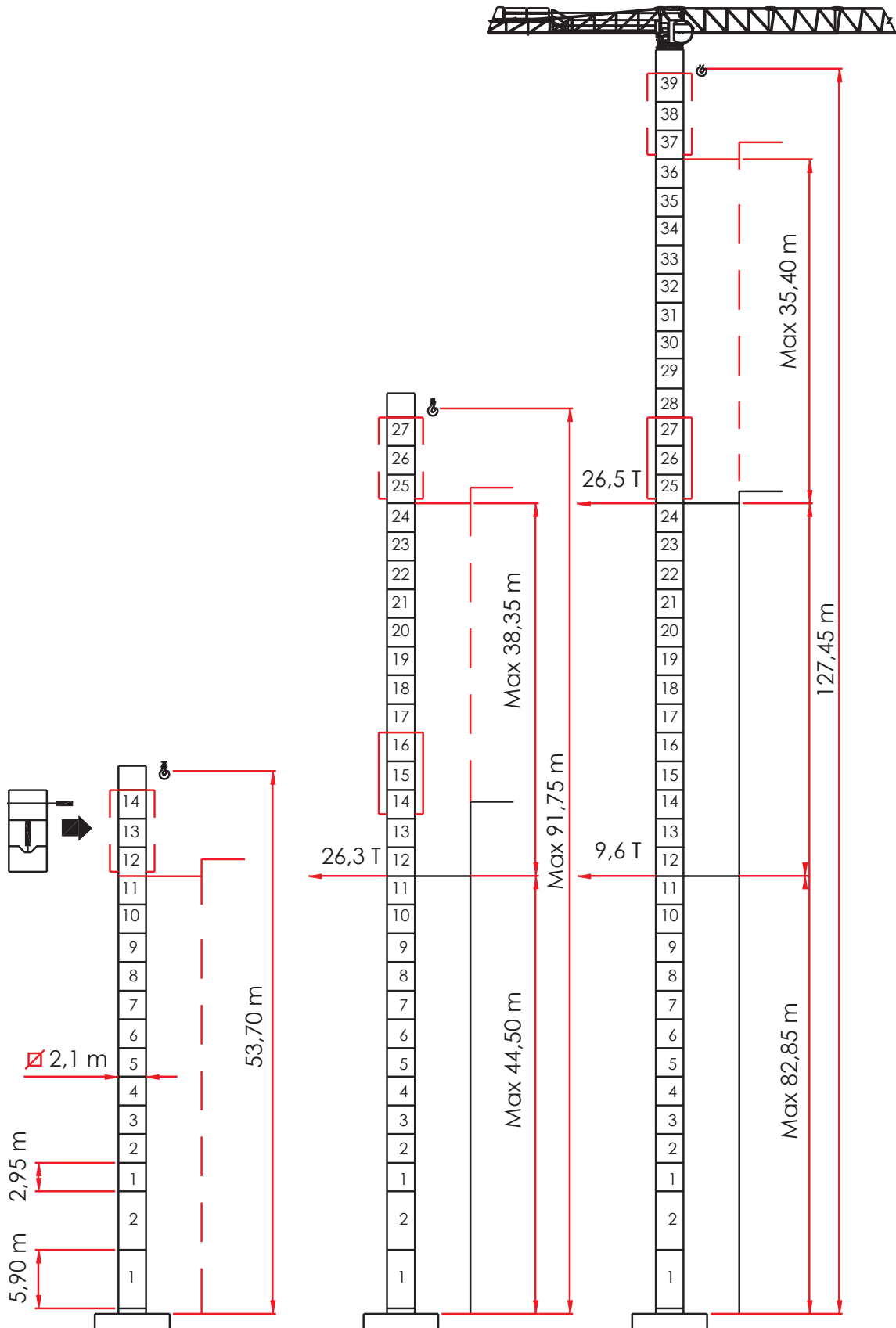
LISTA DEI COLLI / LISTE DE COLISAGE / LISTA DE CONTENIDO / ВЕС И ГАБАРИТНЫЕ РАЗМЕРЫ

DESCRIPTION DENOMINAZIONE	ITEM POS.	PIECES PEZZI	DRAWING DISEGNO	DIMENSIONS mm			WEIGHT Kg	
				L	W	H	UNIT	TOTAL
OBLIQUAL LEGS / PUNTONI DI BASE / JAMBES DE FORCE / CABRIOS DE BASE / стойки основания	16	4		3,770	0,230	0,260	340	1360
BASE MAIN BEAM / TRAVE PRINCIPALE CROCIERA DI BASE / POUTRE DE CHASSIS DE BASE / VIGA PRINCIPAL DE LA CRUCETA DE BASE / главная балка крестовины основания	17	1		8,900	0,720	0,760	1650	-
HALF BASE BEAM / SEMITRAVE DI BASE / SEMIPOUTRE DE CHASSIS DE BASE / MEDIA VIGA DE LA CRUCETA DE BASE / полубалка крестовины основания	18	2		4,350	0,600	0,760	750	1500
DRIVEN BOGIE / BILANCINO TRASLAZIONE MOTORIZZATO / BOGGIE MOTORISÉE / BALANCÍN DE TRASLACIÓN MOTORIZADO / приводной балансир горизонтального перемещения	19	4		1,750	0,705	0,790	1000	4000
BASE BALLAST BLOCK / BLOCCO DI ZAVORRA / LEST DE BASE / BLOQUE DE LASTRE / блок балласта	20	-	 3G	4,200	0,320	1,400	3,230	-
		-	 3H	5,200	0,400	1,400	6240	-

MRT 294

EXTERNAL CLIMBING

SOPRALZO IDRAULICO / TELESCOPABLE / ELEVACIÓN HIDRÁULICA / ГИДРАВЛИЧЕСКОЕ НАРАЩИВАНИЕ



[MRT 294 _REV. _0312] ADL / TECHNICAL DEPARTEMENT

THE DATA OBJECT OF THESE SHEETS ARE SUBJECT TO CHANGE WITHOUT PRIOR NOTICE / I DATI OGGETTO DELLE PRESENTI SCHEDE POTREBBERO SUBIRE MODIFICHE SENZA PREAVVISO / LES INFORMATIONS DONNÉES DANS LES PRÉSENTES FICHES POURRAIENT SUBIR DES MODIFICATIONS SANS PRÉAVIS / LOS DATOS CONTENIDOS EN ESTE FORMULARIO ESTÁN SUJETAS A CAMBIOS SIN PREVIO AVISO / ДАННЫЕ, УКАЗАННЫЕ В НАСТОЯЩИХ СПЕЦИФИКАЦИЯХ, МОГУТ ИЗМЕНЯТЬСЯ БЕЗ ПРЕДВАРИТЕЛЬНОГО ПРЕДУПРЕЖДЕНИЯ.